



Logos Scotland Survey Results

Logos Scotland conducted a national survey for adults across Scotland on their attitudes toward Christian faith and public life. Approximately 1,300 individuals began the survey, 1,077 completed the initial battery of questions, and 923 completed the full survey. With both Christian and non-Christian respondents. (Table 1)

The Survey asked a series of questions to establish how Christians felt in relation to politics and the public square asking questions on discrimination, inclusion, whether they feel equipped by their churches, their view of Christian politicians and how the Government views Christians. Questions were asked of both Christians and non-Christians. A full list of questions can be found in Appendix 1.

Table 1: Respondent Demographics

Variable		Obs.	Percent
Christian Faith	Yes	868	80.6
	No	190	17.6
	Don't know	19	1.8
Sex	Female	547	51.0
	Male	515	48.0
Age	<25	29	2.7
	25-34	82	7.6
	35-44	132	12.3
	45-54	203	18.9
	55-64	301	28.0
	65-74	244	22.7
	75+	83	7.7
Education	School	172	16.0
	College	284	26.4
	University	412	38.2
	Graduate	210	19.5
Marital Status	Married	749	69.9
	Single	196	18.3
	Widowed	46	4.3
	Divorced	80	7.5
Children	Yes	804	74.9
	No	269	25.1

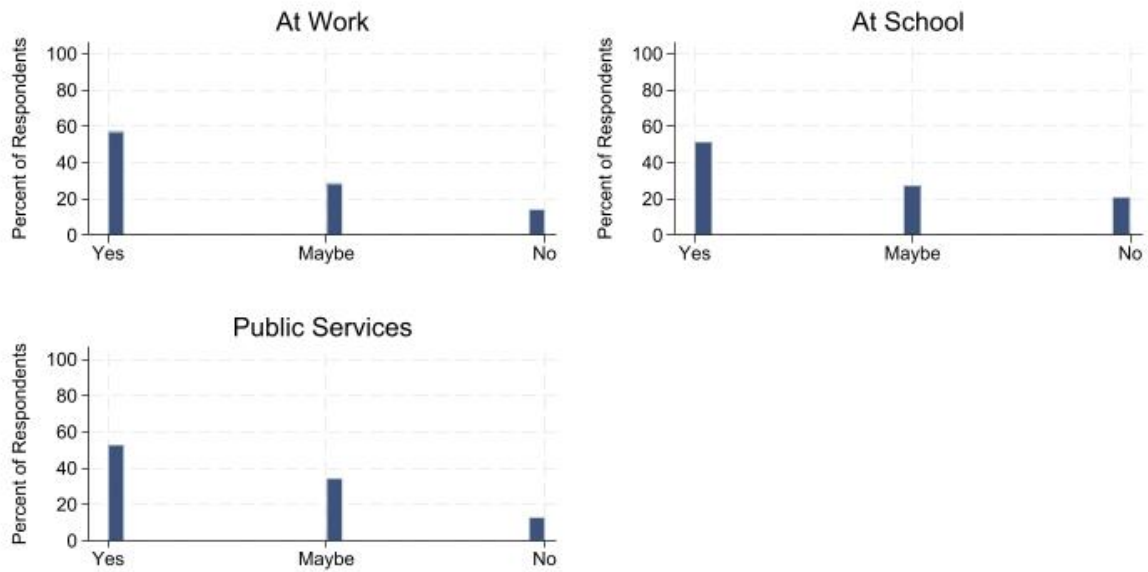
Findings

Confidence

The first key finding of the survey was that Christians feel confident on their private and public lives. They report that they feel more able to be open about their Christian faith in private spaces (their home and family) than in public spaces (workplace and school).

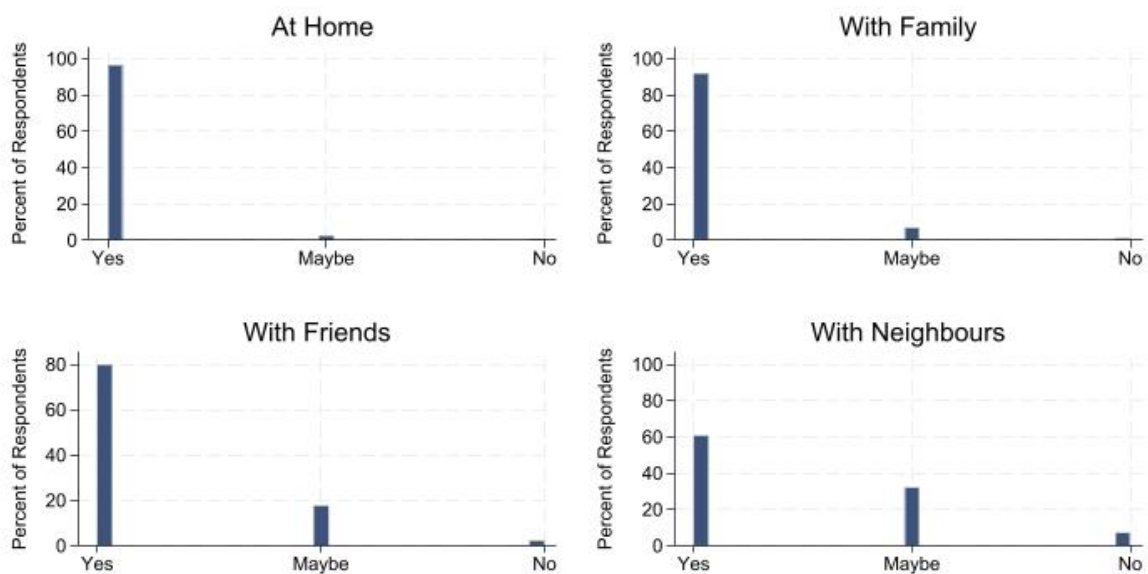
Can Be Open About Being a Christian

Public Spaces

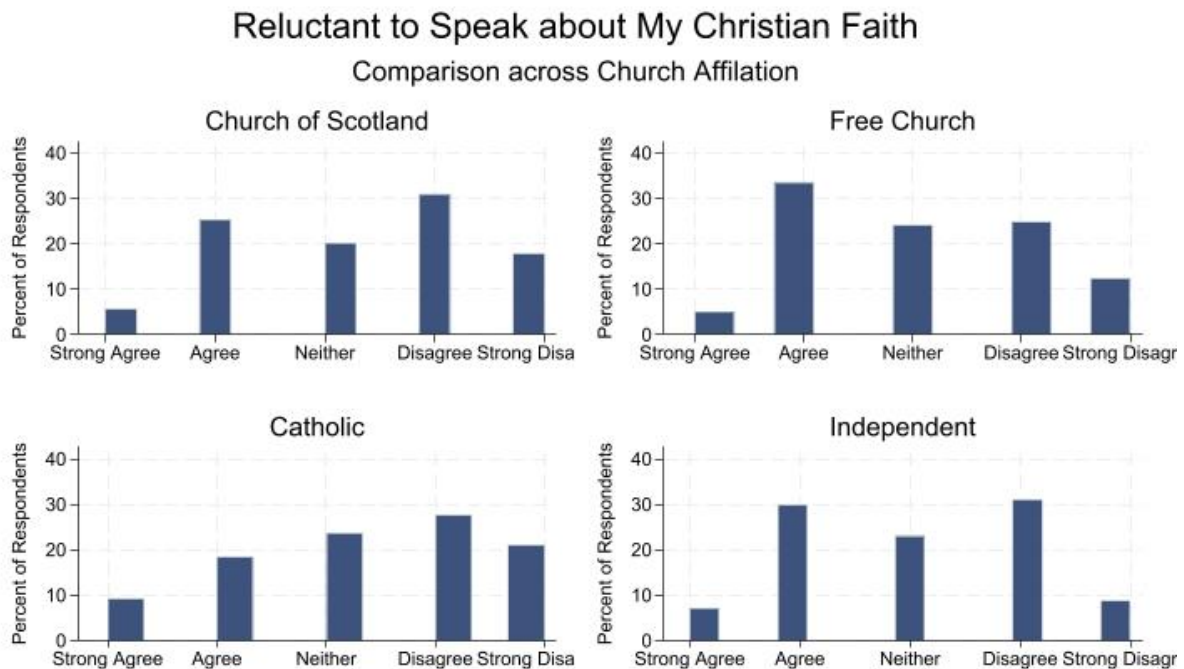


Can Be Open About Being a Christian

Private Spaces



The survey also asked about denomination affiliation so that we could break the results down and begin to discover if some churches are better at equipping Christians to be open about their faith. This resulted in some interesting findings.



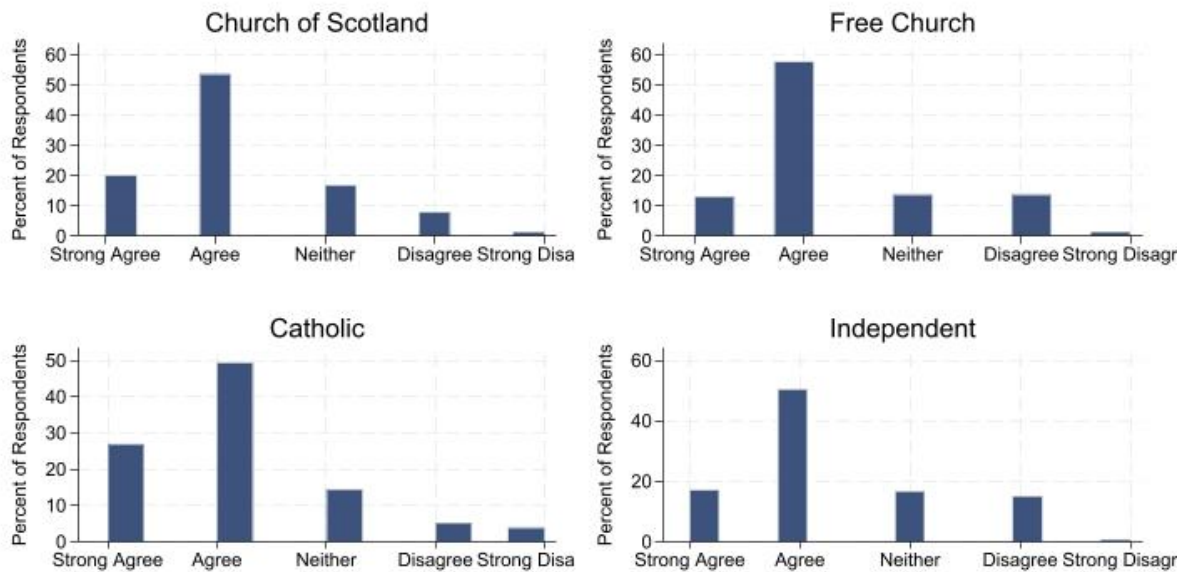
Church of Scotland and Catholic churches were the least reluctant to speak about their Christian faith, with the free church and independent churches most likely to agree that they are reluctant to speak about their Christian faith.

There is a challenge for churches here to think about how they can encourage and support their members to be more confident in speaking about their faith, but recognising that confidence levels are high, and probably higher than we would expect prior to doing the survey.

The survey data shows that Christians do feel equipped to speak about their faith, which should be a big encouragement, with members of Catholic churches feeling the most equipped, but all denominations were between 60-75%.

Equipped to Speak about my Faith with Others

Comparison across Church Affiliation

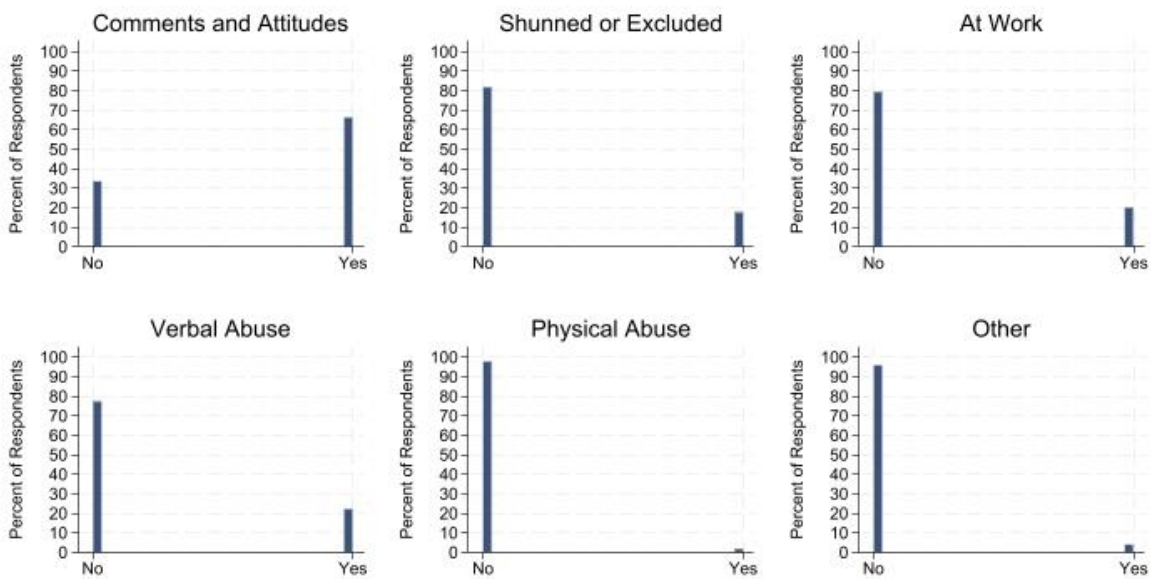


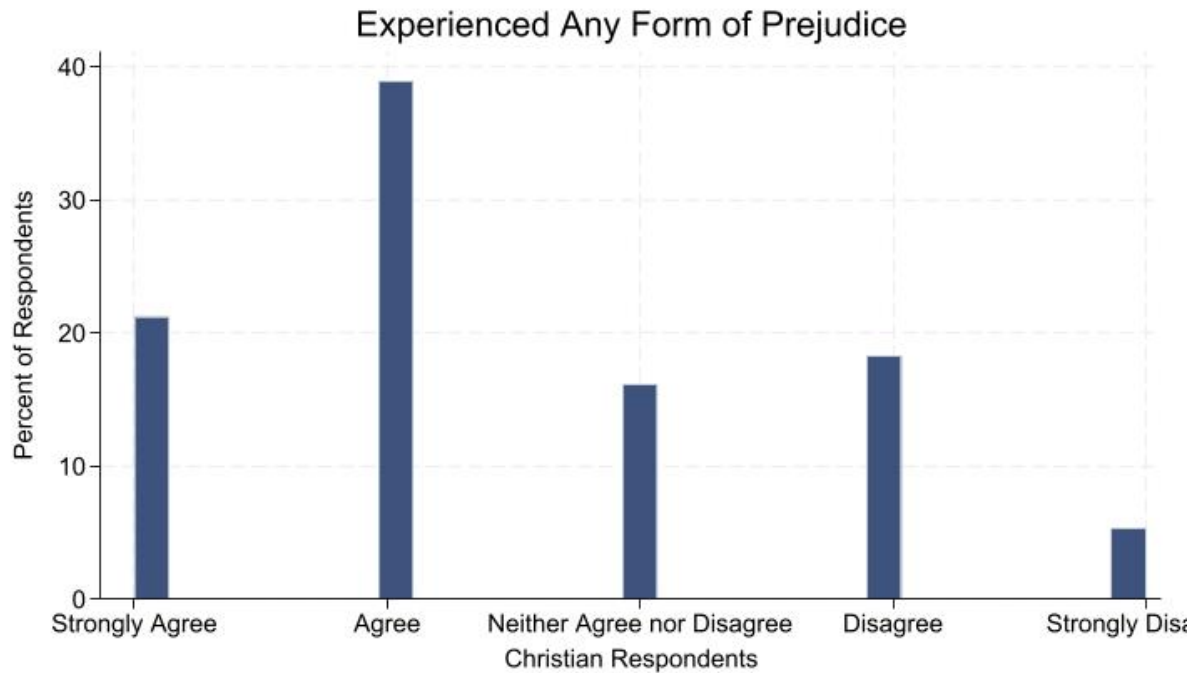
Prejudice and Discrimination

Most Christians have experienced prejudiced based comments and attitudes personally, but only a minority of Christians have experienced any other form of discrimination.

Personal Forms of Prejudice Experienced

Christian Respondents Only





Almost 70% of Christians surveyed had experienced prejudice mainly through negative comments or attitudes.

Treatment in Public Life

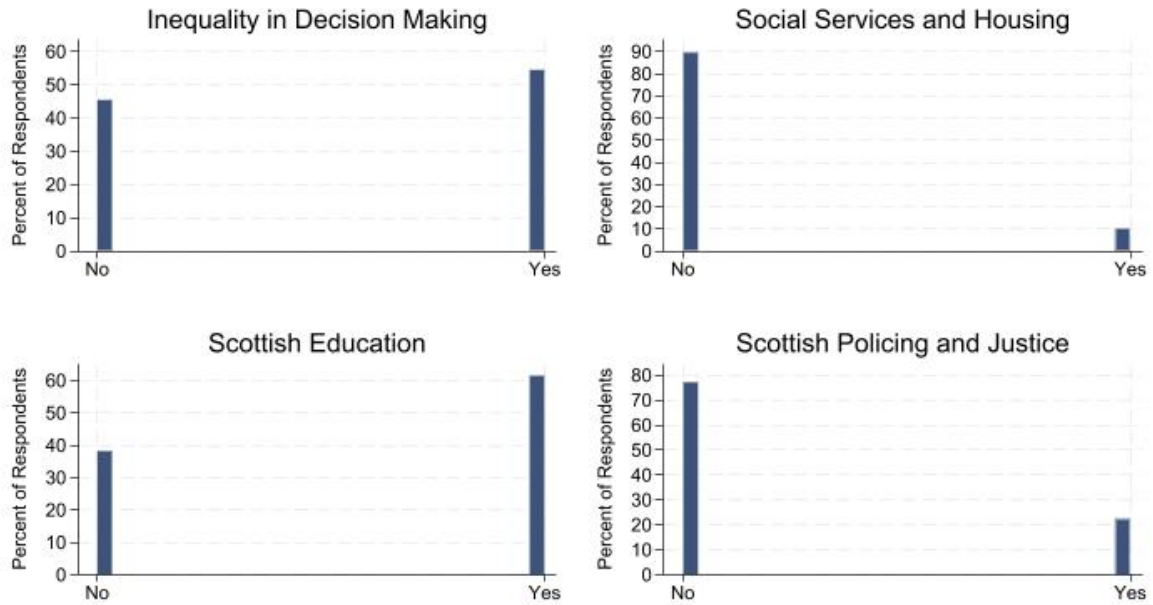
Christians and non-Christians largely (but not always) disagree on the treatment of Christians in public life.

Christians believe that they face opposition and discrimination in all areas of public life, Non-Christians largely disagree and believe Christians are not facing opposition.

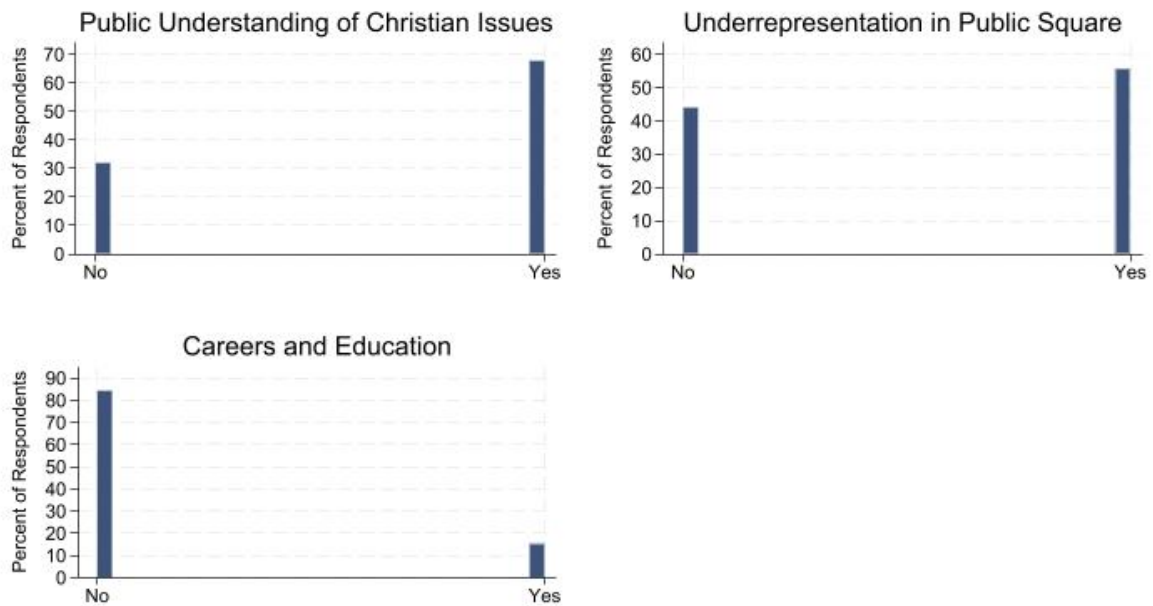
We also asked Christians whether they think that they are disadvantaged in areas of public life. These figures show that there are very few areas where Christians feel discriminated against, and these are mainly inequality in decision making, education and understanding and representation in the public square.

Again we see that this is a relatively positive picture for Christians in Scotland, with low levels of disadvantage in terms of their faith, however those areas are significant and would benefit from further research, as these tend to be the “influencer” areas of life.

Areas in Which Christians Are Disadvantaged (a)



Areas in Which Christians Are Disadvantaged (b)

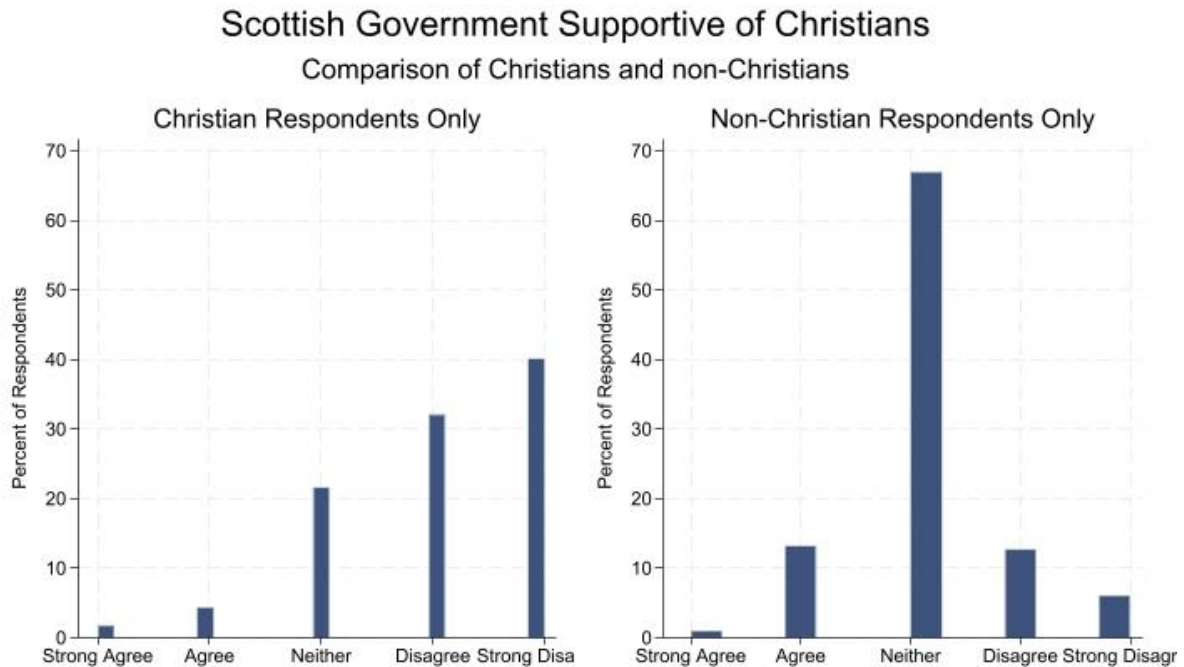


Scottish Government

The survey data suggests that both Christians and non-Christians feel that the Scottish Government is not supportive of the Christian faith.

Christians report strong disagreement in the Scottish Government support for Christians. Surprisingly, non-Christians “neither agree nor disagree” on this question.

This is surprising given the aforementioned split in Christians and non-Christians on how they view the treatment of Christians in the public square.



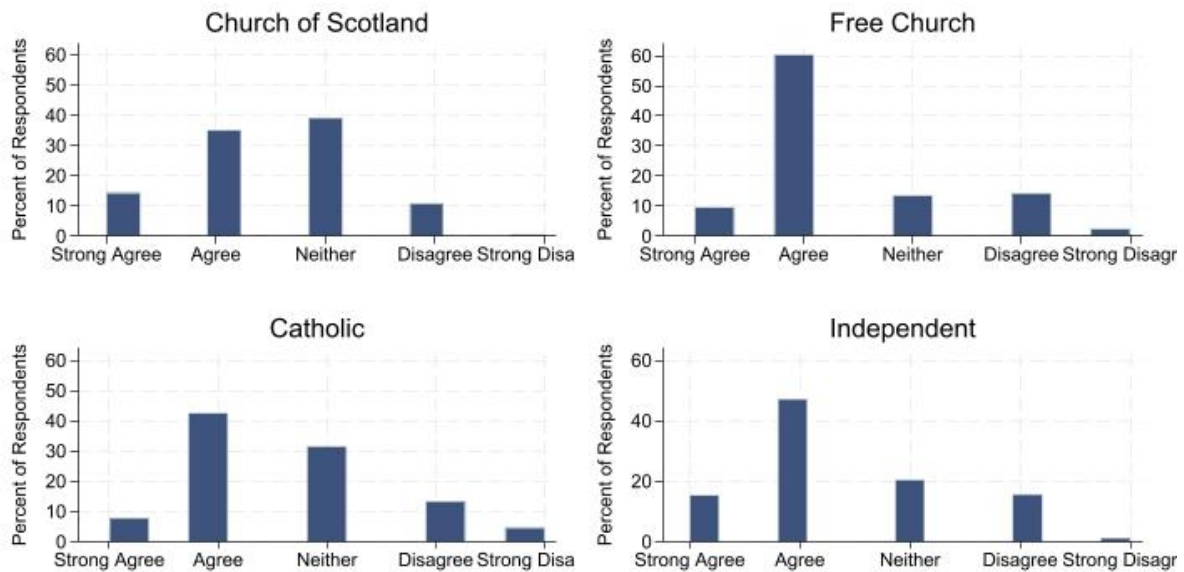
This is one of the most interesting parts of the survey. Non-Christians were strong in their view that Christians are not discriminated against, and do not experience prejudice, however when it comes to the Scottish Government they are not so convinced.

Engaging with the Public Square

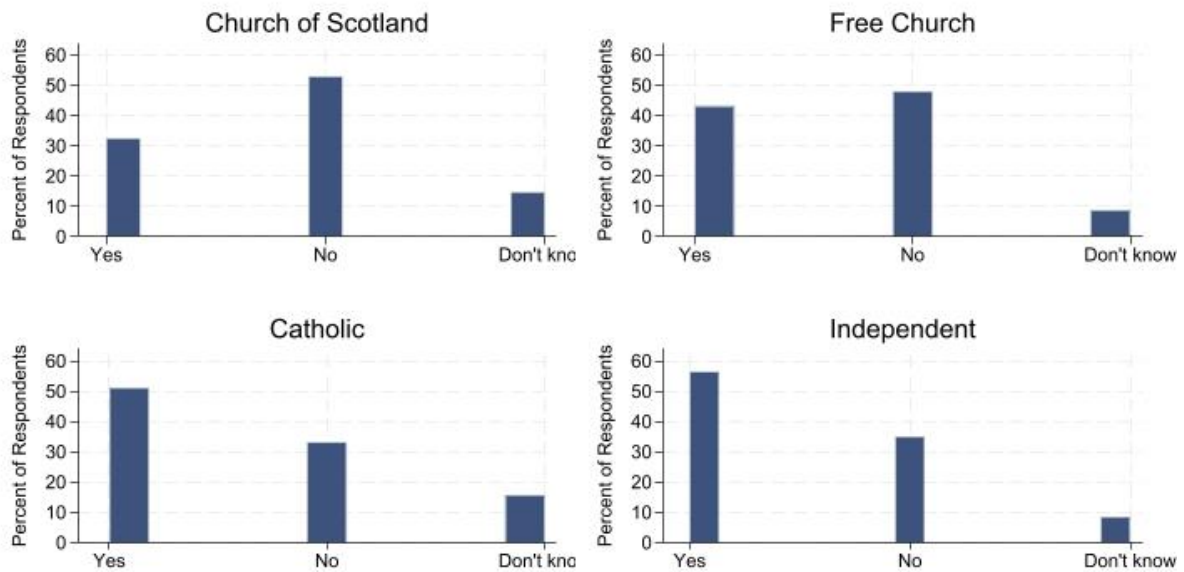
Earlier in the survey we asked Christians how confident they were in speaking to others about their faith, we found that they were confident and equipped. We broke this down by denomination. We extended this question to ask whether they were equipped in speaking into the public square on issues of concern generally in society and whether their church discusses these issues and encourages involvement.

We found that catholic and independent churches were the most likely to discuss issues, and therefore their members felt the most equipped. The Free Church were also likely to discuss and their members were very confident in feeling equipped to speak out. The Church of Scotland felt the least equipped and least likely to discuss issues and encourage involvement.

Equipped to Speak on Issues from Biblical Perspective Comparison across Church Affiliation

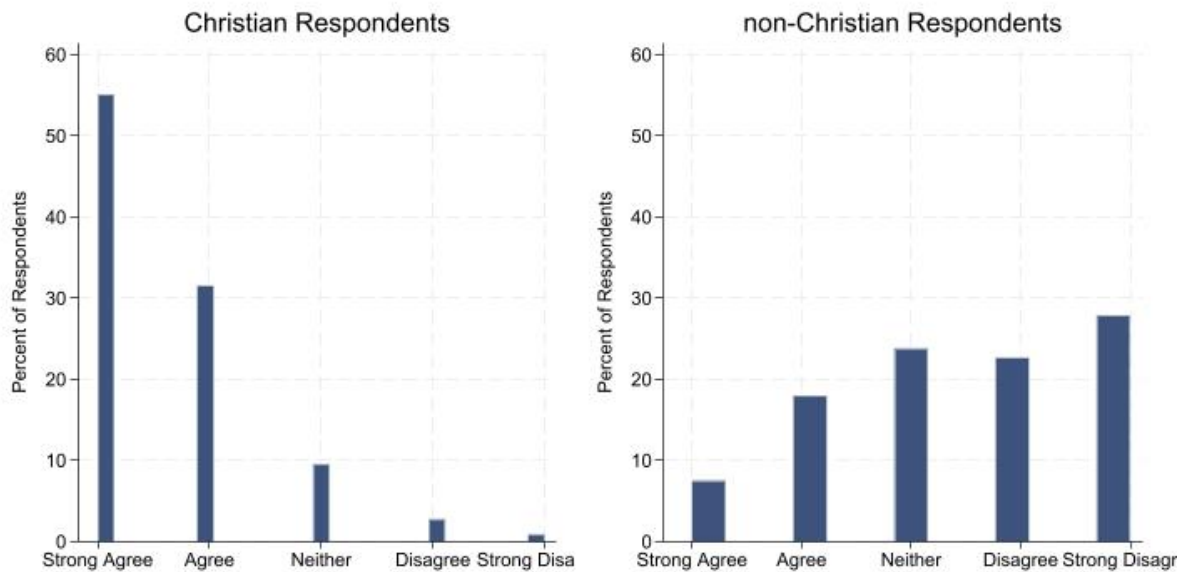


My Church Discusses Issues and Encourages Involvement Comparison across Church Affiliation



However, Christians are concerned about the criticism that Christian politicians receive. Non-Christians are less concerned, with only around 25% concerned and around 50% not concerned. From the data we can see that Christians are personally confident and equipped to speak out but hold fear and reservations about the way other Christians are treated.

Concerned with Criticism Christian Politicians Receive Comparison of Christians and non-Christians



Issues

Finally, we asked all respondents to tell us what issues are of most concern to them in Scotland today. Interestingly both Christians and non-Christians listed religious freedom in their top three issues. But this may be as a result of this being the final question in the survey and therefore it was in peoples minds when they answered this question.

Table 5(b): Issue Ranked Top Three Most Important in Scotland
Christian Respondents

Issue	Obs.	Percent
Identity Issues	262	46.9
Medical Ethics	257	46.0
Religious Freedom	237	42.4
Poverty	196	35.1
Family	174	31.1
Education	160	28.6
Immigration	83	14.6
Mental Health	59	10.6
Cost of Living	55	9.8
Wellbeing	48	8.6
Environment	44	7.9
Independence	41	7.3
NHS	36	6.4
Housing	27	4.8
Employment	14	2.5
AI	13	2.3
Taxes	5	0.9

Table 5(a): Issue Ranked Top Three Most Important in Scotland
All Respondents

Issue	Obs.	Percent
Identity Issues	277	42.0
Religious Freedom	269	40.8
Medical Ethics	266	40.3
Poverty	240	36.4
Family	184	27.9
Education	176	26.7
Immigration	99	15.0
Cost of Living	82	12.4
Mental Health	75	11.4
Independence	66	10.0
Wellbeing	62	9.4
Environment	62	9.4
NHS	58	8.8
Housing	43	6.5
Employment	21	3.2
AI	19	2.9
Taxes	8	1.2

Table 5(c): Issue Ranked Top Three Most Important in Scotland
Non-Christian Respondents

Issue	Obs.	Percent
Poverty	44	43.6
Religious Freedom	32	31.7
Cost of Living	27	26.7
Independence	25	24.8
NHS	22	21.8
Environment	18	17.8
Education	16	15.8
Immigration	16	15.8
Mental Health	16	15.8
Housing	16	15.8
Identity Issues	15	14.9
Wellbeing	14	13.9
Family	10	9.9
Medical Ethics	9	8.9
Employment	7	6.9
AI	6	5.9
Taxes	3	3.0

Conclusions

There is a lot of confidence and optimism in the Church, Christians are confident in speaking about their own personal faith, but also concerned about the abuse they see Christian politicians receive. Both Christians and non-christians are concerned about the way that the Scottish Government engage with Christian and Christian values. The challenge for all churches moving forward is how we can channel this confidence, equip our members to have more of an impact in the public square.

Appendix 1

Do you consider yourself to be a Christian?

Yes No Don't know

What type of church do you attend?

None

Church of Scotland

Free Church

Baptist Church

Brethren Meeting

Independent

Catholic Church

Episcopal

Presbyterian

Pentecostal

Other

How often do you attend church for services or events?

More than Weekly

Weekly

Monthly

Festivals

Yearly

Never

Which political party do you tend to support?

SNP

Conservative

Labour

Green

Liberal Democrats

Alba

Reform

Family Party

Other

Unsure

None

This block of questions was asked only to respondents who self-reported as Christian.

Do you feel you can be open about being a Christian at home? Yes Maybe No

Do you feel you can be open about being a Christian with family? Yes Maybe No

Do you feel you can be open about being a Christian with friends? Yes Maybe No

Do you feel you can be open about being a Christian with neighbours? Yes Maybe No

Do you feel you can be open about being a Christian at work? Yes Maybe No

Do you feel you can be open about being a Christian at school? Yes Maybe No

Do you feel you can be open about being a Christian in public (for example, in schools, hospitals or when engaging with services?) Yes Maybe No

To what extent do you agree with the following statement: "I am reluctant to speak about my Christian faith because of the possibility of a negative reaction."

Strongly Agree

Agree

Neither Agree nor Disagree

Disagree

Strongly Disagree

To what extent do you agree with the following statement: "I feel adequately equipped to speak about my faith with those who hold different religious or secular views."

Strongly Agree

Agree

Neither Agree nor Disagree

Disagree

Strongly Disagree

To what extent do you agree with the following statement: "I have experienced or witnessed prejudice or discrimination because of Christian faith."

Strongly Agree

Agree

Neither Agree nor Disagree

Disagree

Strongly Disagree

What forms of prejudice, exclusion or discrimination against Christian people in Scotland have you personally experienced or witnessed?

Experienced Prejudice

Not Experienced Prejudice

What forms of prejudice, exclusion or discrimination against Christian people in Scotland have you personally experienced or witnessed?

Prejudiced comments or attitudes - Experienced Prejudice Comments/Attitudes Not Experienced Prejudiced Comments/Attitudes

Shunned or excluded from social events – Not Experienced Shunning/Exclusion Experienced Shunning/Exclusion

Negative treatment in the workplace - Not Experienced Negative Workplace Experienced Negative Workplace

Verbal abuse - Not Experienced Verbal Abuse Experienced Verbal Abuse

Physical abuse - Not Experienced Physical Abuse Experienced Physical Abuse

Other (specify - Not Experienced Other Prejudice Experienced Other Prejudice

Apart from prejudice, exclusion and discrimination, do you feel Christian people in Scotland are disadvantaged in other ways?

None selected Christians Are Disadvantaged Christians Are Not Disadvantaged

Inequality in decision making by those in power (locally and nationally) - Not Inequality in Decision Making Inequality in Decision Making

Lack of support in social care and housing services - Not Disadvantaged in Services Disadvantaged in Services

Scottish education not adequately addressing the needs of Christian pupils - Not Disadvantaged in Education Disadvantaged in Education

Disadvantage in Scotland's policing and justice system - Not Disadvantaged in Policing Disadvantaged in Policing

Lack of public understanding of Christian issues - Not Disadvantaged in Public Understanding Disadvantaged in Public Understanding

Underrepresentation in politics, the media, sport, etc - Not Underrepresented in Public/Politics Underrepresented in Public/Politics

Adverse effect on education and career prospects - Not Adverse Effects in Career/Education Adverse Effects in Career/Education Faith in Public Life

This block of questions was asked to all respondents.

To what extent do you agree with the following statement: “Christians are generally reluctant to talk about their faith in discussions about today’s society.

Strongly Agree

Agree

Neither Agree nor Disagree

Disagree

Strongly Disagree

To what extent do you agree with the following statement: “Christians face opposition in Scotland (e.g. negative social attitudes, incidents of prejudice, exclusion and discrimination).

Strongly Agree

Agree

Neither Agree nor Disagree

Disagree

Strongly Disagree

To what extent do you agree with the following statement: “The Scottish Government has been supportive of Christian principles in its recent legislative programme.

Strongly Agree

Agree

Neither Agree nor Disagree

Disagree

Strongly Disagree

In what areas of public life do you think Christians face the most inequality, prejudice, or discrimination??

Scottish Government - No Discrimination by Scottish Government Discrimination by Scottish Government

In what areas of public life do you think Christians face the most inequality, prejudice, or discrimination?

Schools - No Discrimination in Schools Discrimination in Schools

Colleges and Universities - No Discrimination in Universities Discrimination in Universities

Media - No Discrimination in Media Discrimination in Media

Local Councils - No Discrimination in Local Councils Discrimination in Local Councils

Police - No Discrimination in Police Discrimination in Police

What is your level of involvement in politics in Scotland?

I follow the news but am not involved in day-to-day political issues

I have written to my MSP/councillor on an issue of concern

I have written to a newspaper on an issue of concern

I have actively campaigned for a political party

I have been a candidate for election at a local or national level

I vote at Scottish Parliament election

vote at Westminster election

I am not involved but would like to be

I do not want to be involved

To what extent do you agree with the following statement: "I am concerned about the level of negative reaction or criticism that Christian politicians receive

Strongly Agree

Agree

Neither Agree nor Disagree

Disagree

Strongly Disagree

The possibility of negative reaction or criticism prevents me from publicly taking a stand on issues that concern me

Strongly Agree

Agree

Neither Agree nor Disagree

Disagree

Strongly Disagree

I feel equipped to speak about issues in the news from a biblical perspective.

Strongly Agree
Agree
Neither Agree nor Disagree
Disagree
Strongly Disagree

To what extent do you agree with the following statement: "Does your church regularly discuss issues facing Scotland today and encourage you to get involved?"

Strongly Agree
Agree
Neither Agree nor Disagree
Disagree
Strongly Disagree

Respondents were asked to rank the following in terms of importance.

Environment
Housing
NHS
Education
Employment
Poverty
Cost of living
Taxes
Wellbeing
Family
Mental health
AI
Medical ethics
Identity issues
Religious freedom
Immigration
Independence